

Equipment

Basic equipment



Helmet



Life jacket with whistle



Jet Ski

Option equipment



Wetsuit



Gloves



Boots



Communication devices

Notification



- ① Please prepare enough fuel for long sailing activities.
- ② Do not take off your safety devices, life jackets, helmets, etc.
- ③ Wear the proper clothing (wetsuit or bathing suit) for kayaking. (Do not wear jeans.)
- ④ Do not sail solo.
- ⑤ Ride with certified instructor.
- ⑥ Please follow the local sailing regulations.
- ⑦ Avoid shallow and reef areas.
- ⑧ Be aware of weather changes. Cancel the activity when lightning and thunder occur.
- ⑨ Be aware of the emergency information before the activity (local authorities, law enforcement, rescue and medical units).

Please follow the related laws

Jet Ski

Water activities Safety Guideline



Pre-Activity


Participants

- Select qualified service providers (registration or insurance documents)
※ Official on-line website and QR code scanning are also available.
- Follow the introduction and notification from instructors.
- To familiar with the facilities.
- Maintain healthy physical condition.
- Be aware of the area and environment of the activity.
- Ensure the instruments/gears are functional.
- Qualified instructors are required.



Service Providers

- To know the local weather conditions. (wind, current, and tidal change)
- To familiar with the facilities.
- Introduction to the equipment, demonstration of the activity, and safety education.
- Gear check: Jet Ski parts, fuel, cooling water intake grate, etc....
- Communication devices and first aid kit.
- Briefing and safety reminders.



During-Activity

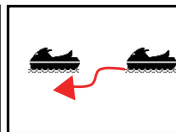
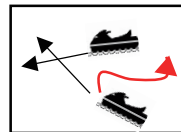
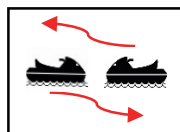
Participants



- To follow the instruction and prevent from dangerous acts.
- Getting on- and off-board from the stern of the Jet Ski.
- Make sure all equipment and gears are functional.
- To inform your instructor(s) when feeling ill.
- Stay calm, floating with lifejackets, and waiting for rescue when accidentally going overboard.

Service Providers

- Inserting the on/off switch and putting the safety lanyard on your wrist before starting the engine.
- Checking the gauges.
- All vessels must travel at a safe speed at all times. Keep your distance from other objects.
- Head-on situations: Each vessel alters course to starboard (right) and passes port to port (left). Always assume this situation exists. °
- Crossing situation: A vessel approaching from your starboard (right) side has right of way. However, if the other boat does not give way, you must take action to avoid a collision. °
- Overtaking: If you are overtaking a Jet Ski, you can do so at port side of the PWC you wish to pass. However, you must keep well clear of the boat you are overtaking.



Post-activity

Participants

- Return all instruments and gears.
- Do not leave your personal belongings and trash behind.



Service Providers

- Counting heads and gears.
- To rinse, maintain all snorkeling gears and proper storage.
- To prevent engine parts from rusting, leave the seat cover open after rinsing the engine room until dry.



Emergency Info.

Emergency Hotline : 119 · 112

Coast Guard, Ocean Affairs Council : 118

Penghu National Scenic Area
Administration, Tourism Bureau : 06-9216521



Penghu National Scenic Area
Administration, Tourism
Bureau, MOTC
<https://www.penghu-nsa.gov.tw/>



2018/10

Ad